

MONTHLY MEMBERSHIP PROGRESS REPORT

District 4 A1

Results as of: 9/30/2023

GMT:

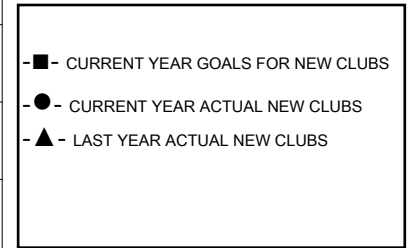
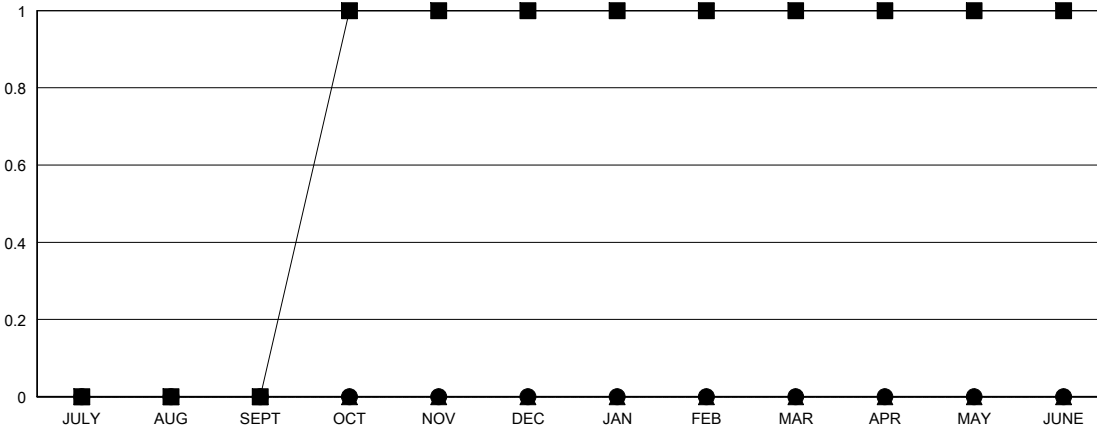
LOCATION CALIFORNIA

GMT CA

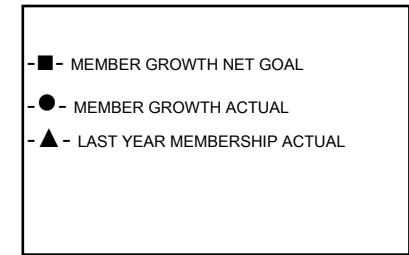
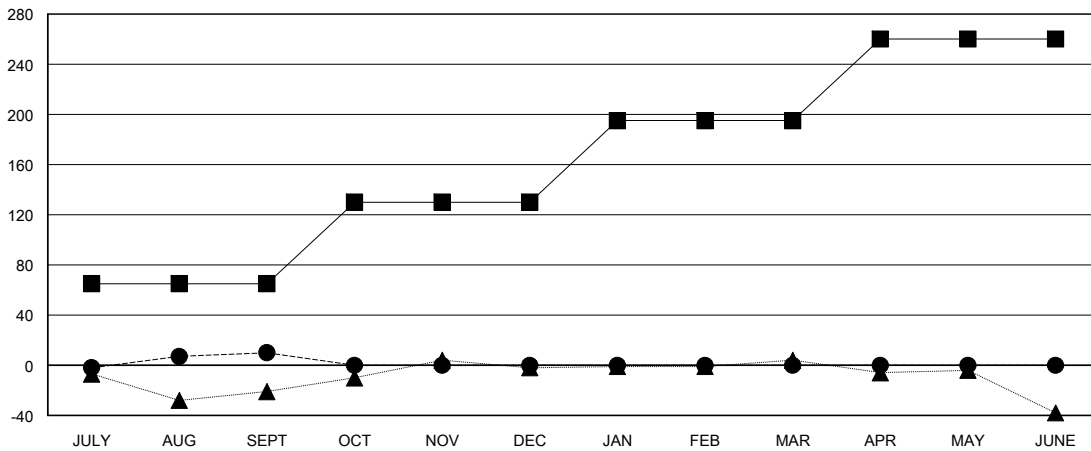
Clubs			
RESULTS FOR 2023-2024			
QUARTER	NEW CLUB GOAL	NEW CLUBS	DROPPED CLUBS
JULY/AUG/SEPT	0	0	0
OCT/NOV/DEC	1	0	0
JAN/FEB/MAR	0	0	0
APR/MAY/JUNE	0	0	0

Members			
RESULTS FOR 2023-2024			
QUARTER	MEMBER GROWTH NET GOAL	MEMBER GROWTH ACTUAL	DROPPED MEMBERS ACTUAL (including transfers)
JULY/AUG/SEPT	65	63	50
OCT/NOV/DEC	65	0	0
JAN/FEB/MAR	65	0	0
APR/MAY/JUNE	65	0	0

GOALS AND ACTUAL NEW CLUBS CUMULATIVE



GOALS AND ACTUAL MEMBERS CUMULATIVE



DROPPED CLUBS: 0	22 CLUBS OF 51 ADDED 1 OR MORE NEW MEMBERS	GENDER DISTRIBUTION
		MALE 1,379 (78.71%)
		FEMALE 373 (21.29%)
DROPPED MEMBERS	CLICK HERE FOR CUMULATIVE MEMBERSHIP DATA	TOTAL FAMILY UNIT MEMBERS 223
DECEASED 7		FAMILY MEMBERS PAYING HALF DUES 114
CLUB CANCELLED 0		
OTHER 43		
TOTAL 50		